



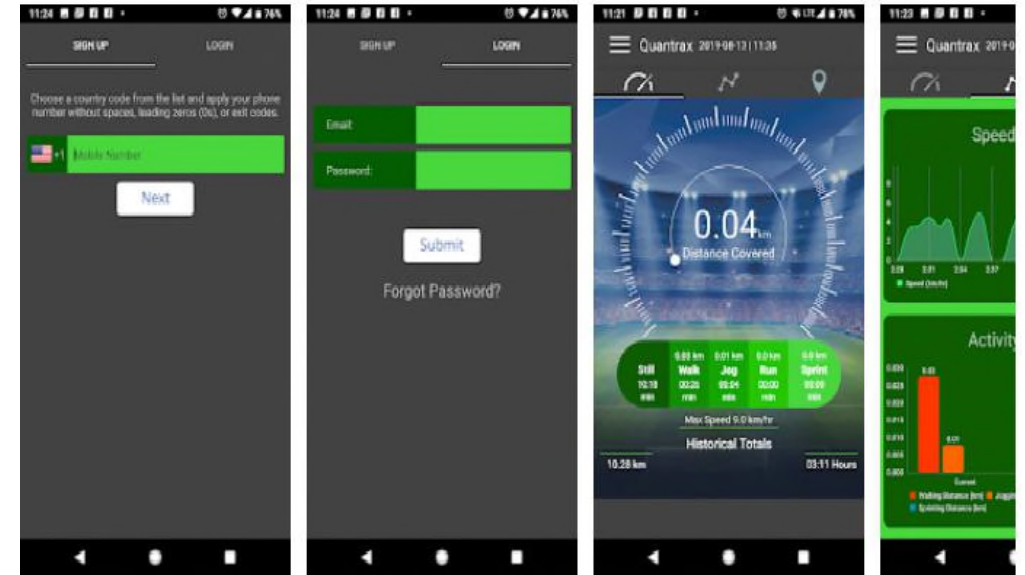
# Quantrax

Quant-cx Sports

PEGI 3

This app is compatible with your device.

Installed



When you first get your Quantrax system you need to download the Quantrax app onto your mobile phone from Play store (android) App store (apple) Then follow the onscreen instructions to sign up



1. Inside the packet you will receive your Quantrax tracking unit, Vest and wireless charger




2. First ensure your Quantrax unit is charged and ready to use, To do this place on charger and if light is solid green then leave on charger for Maximum 45 minutes or until green solid light turns off



3. Your unit is now ready to use  
*(After taking off charger leave for 5 seconds before turning on as there is a reset delay)*



4. Press and hold the red button  
for 3-5 seconds



5. Your unit will turn on. This is indicated with  
solid red LED




6. Your unit will now either do (7a or 7b)



7a. Your unit will start to flash red to search for satellites You can now place it in your vest and start activity



7b. If your unit does not flash but goes solid orange this means there is data stored and needs download In this case go to step 12 How to download data



8. Once your unit has acquired satellite signal it will change from flashing red to flashing green LED

The vest pocket is located on the back of the vest

Unit inside vest flashing green  
Your vest can be worn either under other clothing or over what you are wearing



9. After your activity then remove unit from vest and turn off by pressing and holding the red button for 3- 5 seconds until fast flashing light then release and unit is off(no light displayed)

**Note:**

Before you turn your unit off you may notice that it is either flashing red or green. This is usual as it depends where you are when you turn unit off. If indoors then no GPS signal so may be flashing red



10. when you want to view your data turn unit on as before in step 3-5



11. After turned on the solid red LED will turn solid orange LED. This means the unit is ready to download data





12. Now open your quantrax app on your mobile phone and download by selecting the capture data tab in the menu

Go to user guide: How to upload your data